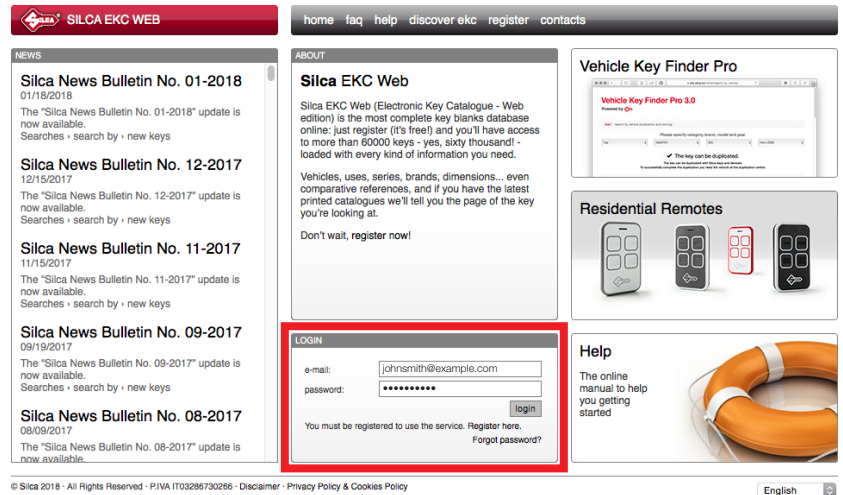


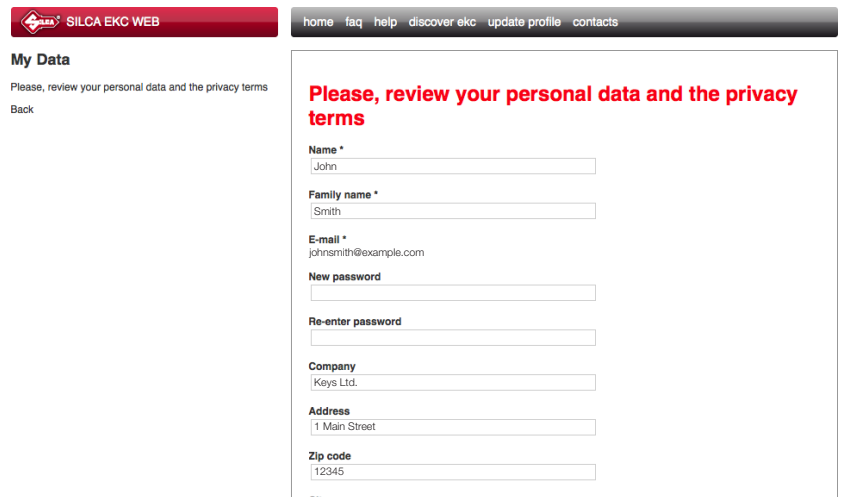
# All existing users must accept the new legal terms (GDPR).

## 1 Login as usual



The screenshot shows the homepage of Silca EKC Web. The navigation bar includes links for home, faq, help, discover ekc, register, and contacts. The main content area is divided into several sections: NEWS (with recent bulletin updates), ABOUT (describing the service), Vehicle Key Finder Pro, Residential Remotes, and Help. A LOGIN form is highlighted with a red border, containing fields for e-mail (johnsmith@example.com) and password (\*\*\*\*\*), along with a login button and links for registration and password recovery.

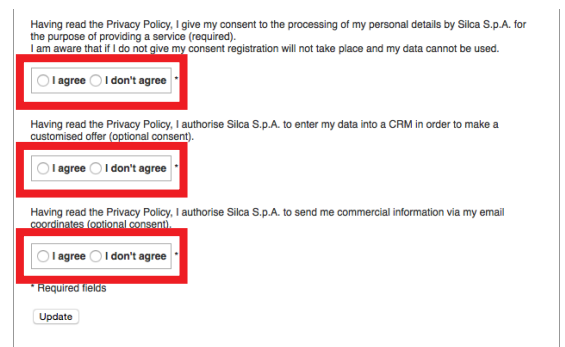
## 2 Review your data



The screenshot shows the 'My Data' page. It prompts the user to review their personal data and privacy terms. The form contains the following fields: Name (John), Family name (Smith), E-mail (johnsmith@example.com), New password, Re-enter password, Company (Keys Ltd.), Address (1 Main Street), and Zip code (12345).

## 3 Scroll down

## 4 Agree to the legal terms



This section contains three consent checkboxes, each with a red box around it:

- I agree  I don't agree
- I agree  I don't agree
- I agree  I don't agree

Below these is a red arrow pointing to an 'Update' button.

## 5 Click update